



# Interesting additions - Glitter

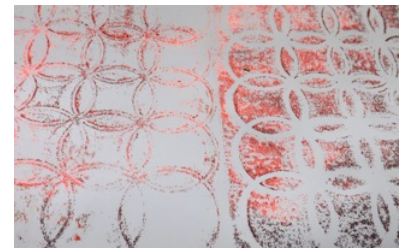
For FINE glitter - DO NOT USE GLASS GLITTER



1. Dollop Glaze Medium and glitter on craft mat



2. Mix to a creamy paste



3. Brayer on Gelli plate, add stencil, pull print. Remove stencil. Pull 2nd print.



4. Force leftover mixture thru a stencil for glittery dimension!

## Notes:

Plate (and brayer and stencils) clean **easiest** RIGHT AWAY.

Works with most Gelli techniques.

# Interesting additions - Mica Powder




1. Dollop Glaze Medium and mica powder on craft mat



2. Mix to a creamy paste



3. Brayer on Gelli plate, add stencil, pull print. Remove stencil. Pull 2nd print.



4. Force leftover mixture thru a stencil for shimmery dimension!

## Notes:

Plate (and brayer and stencils) clean **easiest** RIGHT AWAY.

Works with most Gelli techniques.